
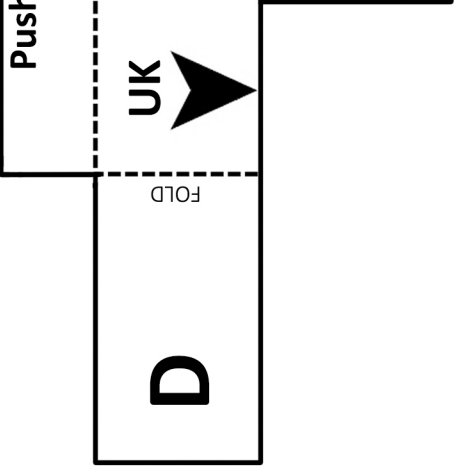
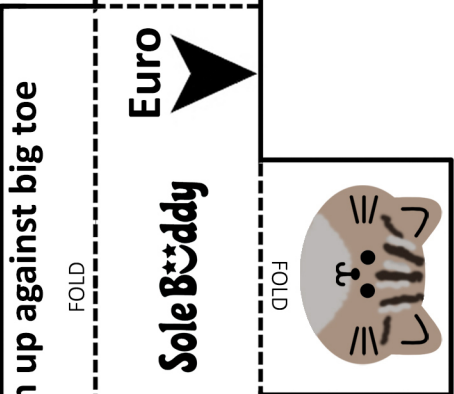
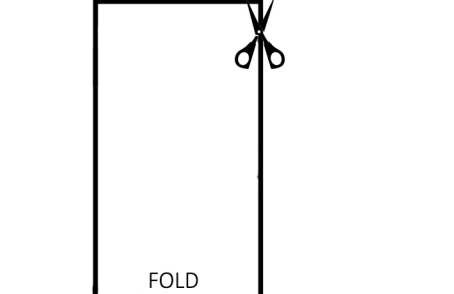
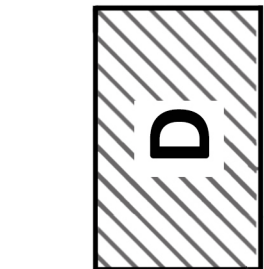


Calibration



9	27
9 ½	28
10	29
10 ½	30
11	31
11 ½	32
12	33
12 ½	34
13	35
13 ½	36
1	
1 ½	
2	
2 ½	
3	
3 ½	

Sole Buddy
by teRm

Junior fitting gauge

- Print on A4 actual size, Do NOT scale to fit
- Do not print from mobile phone or tablet
-
- You will need to use some sticky tape to fix 'C' and 'D' during assembly
- Check Calibration before measuring
- To measure accurately the slider needs to be in this orientation

